

Host an authorless event for

NEW YORK TIMES AND USA TODAY BESTSELLING SERIES

KEEPER OF THE LOST CITIES

BY SHANNON MESSENGER

Excite existing fans and get new readers hooked on the **Keeper of the Lost Cities** series with the help of this kit to plan your event.

- ❖ **Before your event**, post enclosed signage in your store to advertise the date, time, and location. (Add Zoom link if virtual!) Go to keeperofthelostcities.com/bookseller-extras.html for social images and banners you can use for online promotion as well. Use enclosed decoration, music, and snack tips to plan for the special day—these can also be found on PDFs on the Keeper site.
- ❖ **During your event**, engage readers with enclosed reproducible activities that will test and delight fans of the series. These can also be found on keeperofthelostcities.com/bookseller-extras.html and can be shared digitally with virtual attendees.
- ❖ **End your event** by giving each attendee a special 2020 “I’m a Keeper” pin and reminding them they can find more information and activities at KeeperoftheLostCities.com!

This Kit Includes:

- ❖ Handselling Tips
- ❖ Event Hosting Tips
- ❖ Reproducible Activity Pages
- ❖ Event Signage
- ❖ “I’m a Keeper” Buttons for Consumer Giveaway



Visit KeeperoftheLostCities.com for more resources and activities!

NEW YORK TIMES AND USA TODAY BESTSELLING SERIES

KEEPER OF THE LOST CITIES

BY SHANNON MESSENGER

Authorless Event Guide

Hosting Your Event: Get your space ready with these Keeper tips!

You don't need a lot to make your meeting space magical. Here are some tips for making your event memorable and fun for fans.

Decorations

- ❖ If your event is virtual, consider using and linking to the official Keeper of the Lost Cities Zoom backgrounds! You find them at KeeperOfTheLostCities.com/fan-activities.html.
- ❖ Print out the headshots of the main characters of the series from keeperofthelostcities.com/characters.html. Hang them up around the room as décor.
- ❖ Use the Keeper books you have in stock as decorations around the room as well! Get creative in how you pile or position them – consider making house-like structures and adding signs to them saying “Havenfield,” “Everglen,” and “Foxfire.” These are three important locations in the books and naming them won't give anything away to new readers!
- ❖ Everblaze is an unstoppable flame that plays an important role in Sophie's story. Put out a few candles (or fake ones) in jars with the label:
WARNING: EVERBLAZE
- ❖ Add water to several jars or glass bowls. Add different food coloring to each with a bit of dry ice (if available to you). Label them as different elixirs from Dex's family's shop, Slurps and Burps. For example: *Fade Fuel* helps to stop you from fading, *Drooly Dew*, makes you drool, and *Stink Shrink* works like a magical deodorant!

“Keeper” Playlists

- ❖ Set the tone of your book club by listening to playlists curated by Shannon Messenger herself for each book in the series! They're easy to find on ShannonMessenger.com/Keeper-of-Lost-Cities/Playlists



Visit KeeperoftheLostCities.com for more resources and activities!

KEEPER OF THE LOST CITIES

BY SHANNON MESSENGER

Authorless Event Guide

Hosting Your Event: Keeper-themed snacks that will delight and satiate hungry fans.

Shannon Messenger not only imagined these scrumptious treats for her books, she also came up with human recipes for them! Consider making one (or all!) to serve at your event or encourage virtual attendees to make and enjoy at home.

MALLOWMELT

RECIPE FROM SHANNONMESSENGER.COM

Ingredients:

- 1/2 cup butter
- 2 cups butterscotch chips (divided)
- 2/3 cup packed light brown sugar
- 2 eggs
- 2 teaspoons vanilla extract
- 1 1/2 cups all-purpose flour
- 2 teaspoons baking powder
- 1/2 teaspoon salt
- 3 cups miniature marshmallows (divided)
- 2 cups semisweet chocolate chips (divided)
- 1 14oz can of sweetened & condensed milk

Directions:

1. Preheat oven to 350 degrees F (175 degrees C).
2. Grease a 9x13-inch metal baking pan.
3. Using a microwave-safe bowl, melt 1 cup of the butterscotch chips with the butter in the microwave. It's easiest to work in 20 second intervals, stirring in between. Set aside to cool. (Note: Do not over melt! It's okay if a few lumps remain.)
4. In a large bowl, stir the brown sugar, eggs, and vanilla until combined.
5. In a small bowl, stir the flour, baking powder, and salt until combined.
6. When the butterscotch mixture has cooled, pour into the large bowl and stir to combine with the brown sugar/egg/vanilla mixture. Add the flour mixture and stir until just mixed.
7. Stir in 2 cups of the marshmallows, 1 cup of chocolate chips, and 1/2 cup of the butterscotch chips.
8. Spread the batter evenly into the prepared baking pan. Top with the remaining marshmallows, chocolate, and butterscotch chips, scattering evenly. Drizzle entire can of sweetened & condensed milk evenly over the top.
9. Bake for 25 to 30 minutes or until set. Top will be browned but still quite gooey. Cool, completely (at least 2-3 hours) and serve!

MALLOWMELT CUPCAKES

RECIPE FROM SHANNONMESSENGER.COM

Ingredients for Cupcakes:

- 1 box of yellow cake mix
- 1 tsp vanilla extract
- 1 cup semisweet chocolate chips
- 1 cup butterscotch chips
- 2 tsp flour

Ingredients for Frosting:

- 1 cup softened butter
- 1 7-oz jar of marshmallow crème
- 3 1/2 cups powdered sugar
- 2 1/2 tsp vanilla extract
- 3-4 tbsp milk

Directions for Cupcakes:

1. Start with one box of your favorite yellow cake mix (note: works best if there's pudding in the mix).
2. Follow the directions on the box.
3. Add vanilla to prepared mix.
4. Line 12-24 cupcake pans (depending on box mix) with paper or foil liners.
5. Pour mix evenly into prepared pans.
6. In a separate bowl, combine chocolate chips with 1 tbsp of flour.
7. In another bowl, combine butterscotch chips with 1 tbsp of flour.
8. Sprinkle some of each type of chips into each cupcake and very lightly press into batter.
9. Bake as directed. Allow to cool before frosting.

Directions for Frosting:

1. Combine butter, marshmallow crème, powdered sugar, and vanilla in a large mixing bowl.
2. Add 1 tbsp of milk and beat with electric mixer.
3. Check consistency and repeat with additional tbsp of milk (up to 4 tbsp) until desired smoothness is reached.
4. Frost cupcakes once they have cooled completely.
5. Decorate as desired.

SOPHIE'S SPECIAL BUTTER-TOFFEE RIPPLEFLUFFS

RECIPE FROM SHANNONMESSENGER.COM

Ingredients:

- 12 tbsp (1 1/2 sticks) unsalted butter melted and slightly cooled
- 1 1/2 cups packed brown sugar
- 2 large eggs beaten
- 4 tsp vanilla
- 1 1/2 cups flour
- 1 tsp baking powder
- 1/2 tsp salt
- 1 cup white chocolate chips
- 3/4 cup toffee pieces (for those with nut allergies—smashed Werther's Original hard candies work perfectly)
- 15 chocolate kisses
- Rainbow sprinkles

Directions:

1. Preheat oven to 350 F.
2. Line cupcake pans with foil (paper works, but will stick more).
3. In large mixing bowl, combine the melted butter and brown sugar until smooth.
4. Add beaten eggs and vanilla and mix well.
5. In a separate bowl, combine flour, baking powder, and salt.
6. Fold dry ingredients into wet ingredients until just combined.
7. Fold in white chocolate chips and toffee pieces.
8. Scoop by 1/4 cup into prepared pan.
9. Press a chocolate kiss into the center of each and smooth batter over the top.
10. Add sprinkles.
11. Bake for 20-25 minutes.
12. Let cool in pan 10 minutes then remove to cooling rack.



Visit KeeperoftheLostCities.com for more resources and activities!

KEEPER OF THE LOST CITIES

BY SHANNON MESSENGER

Ultimate Fan Trivia

Think you know everything about Keeper of the Lost Cities? Test your knowledge with these Keeper trivia questions! They increase in difficulty as you go along so stay on your toes and prove just how big of a Keeper fan your really are. Good luck!

1. What human city is Sophie originally from?

A. _____

2. In Book One, Sophie is discovered by an elf at a museum. Where in Sophie's hometown is this museum located?

A. _____

3. What is Sophie's favorite color?

A. _____

4. What family is known for their teal eyes?

A. _____

5. What color are Sophie's eyes? And what makes them special?

A. _____

6. What clothing does Sophie's stuffed elephant, Ella, wear?

A. _____

7. What are the names of Fitz's and Keefe's stuffed animals?

A. _____

8. How old was Sophie when she manifested her telepath powers?

A. _____

9. Name at least one of Iggy's color changes.

A. _____

10. What is Iggy's original color?

A. _____

11. What are the names of Dex's siblings?

A. _____

12. In *Nightfall*, what color are the crush cuffs Dex makes for Sophie?

A. _____

13. What is a Psionipath's ability?

A. _____

14. How many years before Book One did Jolie Ruewen die?

A. _____

15. Why are the tips of the twins' hair silver?

A. _____

16. Name one of the three discarded title options for Book 8.

A. _____

17. What was the original name proposed for "Team Valiant?"

A. _____



Visit KeeperoftheLostCities.com for more resources and activities!

NEW YORK TIMES AND USA TODAY BESTSELLING SERIES

KEEPER OF THE LOST CITIES

BY SHANNON MESSENGER

Ultimate Fan Trivia

Think you know everything about Keeper of the Lost Cities? Test your knowledge with these Keeper trivia questions! They increase in difficulty as you go along so stay on your toes and prove just how big of a Keeper fan you really are. Good luck!

1. What human city is Sophie originally from?

A. San Diego

2. In Book One, Sophie is discovered by an elf at a museum. Where in Sophie's hometown is this museum located?

A. Sophie is discovered at San Diego Natural History Museum in Balboa Park.

3. What is Sophie's favorite color?

A. Teal

4. What family is known for their teal eyes?

A. The Vackers

5. What color are Sophie's eyes? And what makes them special?

A. Sophie's eyes are brown but elves don't normally have brown eyes.

6. What clothing does Sophie's stuffed elephant, Ella, wear?

A. A Hawaiian shirt

7. What are the names of Fitz's and Keefe's stuffed animals?

A. Fitz: Mr. Snuggles and Keefe: Mrs. Stinkbottom

8. How old was Sophie when she manifested her telepath powers?

A. 5 years old

9. Name at least one of Iggy's color changes.

A. Pink, orange, blue, purple, green, yellow

10. What is Iggy's original color?

A. Black wings, green eyes, and gray fur

11. What are the names of Dex's siblings?

A. Rex, Bex, and Lex

12. In *Nightfall*, what color are the crush cuffs Dex makes for Sophie?

A. Black

13. What is a Psionipath's ability?

A. A Psionipath can create and manipulate force fields.

14. How many years before Book One did Jolie Ruewen die?

A. About fifteen years

15. Why are the tips of the twins' hair silver?

A. They melted their registry pendants

16. Name one of the three discarded title options for Book 8.

A. Acceptable answers are:
Inception, Deadlock, or Rematch

17. What was the original name proposed for "Team Valiant?"

A. Team Prodigious



Visit KeeperoftheLostCities.com for more resources and activities!

NEW YORK TIMES AND USA TODAY BESTSELLING SERIES

KEEPER OF THE LOST CITIES

BY SHANNON MESSENGER

Coloring Sheet

Enjoy coloring in an adorable sketch of Dex and Sophie from the *Keeper of the Lost Cities: Annotated and Illustrated Edition!*




Illustration © 2020 Felia Hanakata



Visit KeeperoftheLostCities.com for more resources and activities!

NEW YORK TIMES AND USA TODAY BESTSELLING SERIES

KEEPER OF THE LOST CITIES

BY SHANNON MESSENGER

Scavenger Hunt

Play this fun game with your friends and other fans of the series! Take a picture or screen capture of the items below and cross them out as you find them. Get an “ELVES” (aka BINGO) on the board first and you win!

E	L	V	E	S
Any image from Shannon Messenger's Instagram account	A card game	<i>Keeper of the Lost Cities</i>	A piece of candy	A button
A journal	An eagle	Something striped, like Iggy in <i>Unlocked</i>	A book with awesome female characters, like Sophie	A reference to California
Any book with a unicorn or alicorn on the cover	A piece of art	 FREE SPACE	<i>Unlocked</i>	A star
Something teal, like Fitz's eyes	A coin	A stuffed animal	An emoji	A book with an elf in the title or the plot
<i>Legacy</i>	Coffee cup or mug	A feather	A poster	A set of keys







Visit KeeperoftheLostCities.com for more resources and activities!

NEW YORK TIMES AND USA TODAY BESTSELLING SERIES

KEEPER OF THE LOST CITIES

BY SHANNON MESSENGER

Millions of readers have made it a worldwide phenomenon.
 Have your customers discovered
KEEPER OF THE LOST CITIES yet?
 Stock up now on the entire series!





Book 1
 Middle Grade
 Paperback:
 9781442445949
 \$9.99/\$11.99 Can.

Book 1
 Annotated Edition
 Middle Grade
 Paperback:
 9781534479845
 \$9.99/\$12.99 Can.

Book 2
 Middle Grade
 Paperback:
 9781442445970
 \$9.99/\$12.99 Can.

Book 3
 Middle Grade
 Paperback:
 9781442446007
 \$9.99/\$12.99 Can.

Book 4
 Middle Grade
 Paperback:
 9781481432306
 \$9.99/\$12.99 Can.



Book 5
 Middle Grade
 Paperback:
 9781481474962
 \$9.99/\$12.99 Can.

Book 6
 Middle Grade
 Paperback:
 9781481497411
 \$9.99/\$12.99 Can.

Book 7
 Middle Grade
 Paperback:
 9781481497442
 \$9.99/\$12.99 Can.

Coming 10.13.20

Book 8
 Middle Grade
 Paperback:
 9781534427341
 \$9.99/\$12.99 Can.

Coming 11.17.20

Book 8.5
 Middle Grade
 Hardcover:
 9781534463424
 \$21.99/\$29.99 Can.

Also available as ebooks.

Visit KeeperoftheLostCities.com for more resources and activities!

